



APOLLO EX PROOF

HAZARDOUS AREAS

Cable reels



Motor and spring driven cable reels for potentially explosive areas, designed for transmitting power and control signals, both analog and digital, to mobile units. Reliability and sturdiness make them particularly suitable for harsh environments and in areas featuring explosion potential risk, improving work performances and safety in mines, oil platforms, petrochemical plants, fuel depots etc.

FEATURES

- Suitable for combination of power and signal applications (Profinet, Profibus, CAN bus).
- High quality materials and components ensure reliability and durability, shock and wear resistance and they guarantee protection of the unit against water, dust and oils.
- IP protection degree: Apollo Ex Proof is classified IP 65 / IP 66.
- Extreme temperature resistance: from -20°C to +60°C.

OPTIONS

- Compositions for power and signals available.
- Equipped with round or flat power, control or mixed cables, specially designed for reeling applications.

- On request, it can be equipped with limit switches, heaters, plugs and connectors at the cable end.
- High degree of customization thanks to a fully modular construction system.

CERTIFICATIONS


- CE marking.
- Atex Directive 2014/34/EC, Annex VIII
- Certification CY 19 Atex 0206266 X-type, CY 19 Atex 0206266 X-type, Notification register of the technical file at O.N.
- Conformity to Atex Standards EN 60079-0:2012, EN 60079-1:2014, EN 60079-14, EN 80079-36, EN 80079-37
- COC IECEX SCHEME

Fill in the "request form" to configure properly the product.


Apollo Ex Proof motor reels



Apollo Ex Proof spring reels



CERTIFICATIONS

Conformity to Atex Directives	2014/34/UE, Annex VIII. Directive on the harmonisation of the laws of the Member States relating to equipment and protective systems intended for use in potentially explosive atmospheres (recast)
Conformity to Atex Standards	EN 60079-0:2012 Explosive atmospheres - Equipment - General requirements
	EN 60079-1:2014 Explosive atmospheres - Equipment protection by flameproof enclosures "d"
	EN 60079-14 Explosive atmospheres - Part 14: Electrical installations design, selection and erection
Conformity to Atex Standards	EN 80079-36 Explosive atmospheres - Part 36: Non-electrical equipment for explosive atmospheres - Basic method and requirements
	EN80079-37 Explosive atmospheres Non-electrical equipment for explosive atmospheres - Non-electrical type of protection constructional safety "c", control of ignition sources "b", liquid immersion "k"
Atex Certification	CY 19 Atex 0206266 X-type, Filing notification of technical file at O.N.
IECEX Certification	COC IECEX SCHEME
Markings and homologations	CE  IECEX

GENERAL TECHNICAL SPECIFICATIONS

Ambient temperature	-20°C/+60°C
IP protection degree	IP 65 / IP 66

ACCESSORIES FOR APOLLO EX PROOF MOTOR REELS

Code	Description
AGCBEX	Bidirectional cable guide*
AMDC	Cable feed point
AQGEX	Roller cable reel*
ACM	Cable socks
AMA	Spring damper

ACCESSORIES FOR APOLLO EX PROOF SPRING REELS

Code	Description
AQGEX	Roller cable reel*
ACGEX	Cable guide*
AF150I	Support bracket*
AF151I	Swiveling support bracket*
ACMI	Cable socks*

* Made of antistatic, non-sparking and corrosion resistant materials.

APOLLO EX PROOF - REQUEST FORM FOR MOTOR CABLE REELS

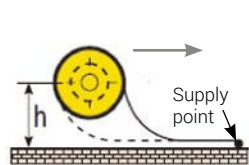
Winding

- Single turn Multiple turns

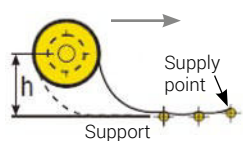
Unwinding direction (view from slip ring side)

- CW CCW

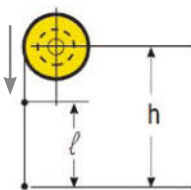
Installation



- Reel on a mobile device

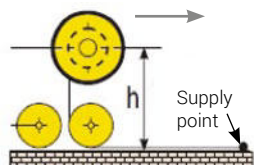


- Fixed reel with mobile supply point

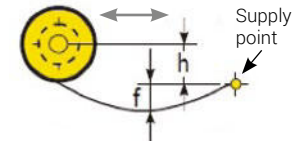


From top to bottom

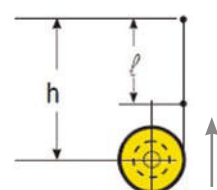
- Fixed reel Mobile reel



- Reel on a mobile device with cable guide



- Fixed reel with hanging mobile supply point
f (Max)= _____ m



From bottom to top

- Fixed reel Mobile reel

Specifications of the application

Motor _____ V _____ Hz

Work run (m) _____

IP protection degree _____

Speed (m/min) _____

Height from ground to reel centre (h)* (m) _____

Work environment _____

Time of acceleration (s) _____

Operating voltage (V) _____

ATEX enclosure _____

* See drawings above.

Cable

Supplied with cable Yes No

If Yes, fill in the cable specifications below

Cable type _____

Cable section (mm²) _____

Cable diameter (mm) _____

Cable weight (kg/m) _____

Number of always winded turns _____

Always winded cable (m) _____

Always unwinded cable (m) _____

Total cable on the reel (m) _____

Fixed point cable (m) _____

Insulation (V) _____

Slip ring collector

Fill in the slip ring collector specifications below

Number of rings _____ Ampere (A) _____

Number of rings _____ Ampere (A) _____

Number of rings _____ Ampere (A) _____

Number of rings _____ Ampere (A) _____

Remarks _____

Accessories

Bidirectional cable guide

Cable feed point

Roller cable reel

Cable socks

Spring damper

Remarks

APOLLO EX PROOF - REQUEST FORM FOR SPRING CABLE REELS

Winding

Single turn Multiple turns

Unwinding direction (view from slip ring side)

CW CCW

Installation

Accessories

- Roller cable reel
- Cable guide
- Support bracket
- Swiveling support bracket
- Cable socks

Remarks

Specifications of the application

Application Horizontal Vertical

Work run (m) _____

IP protection degree _____

Speed (m/min) _____

Height from ground to reel centre (h)* (m) _____

Work environment _____

Time of acceleration (s) _____

Operating voltage (V) _____

Temperature (°C) _____

ATEX enclosure _____

* See drawings to the left above.

Cable

Fill in the cable specifications below

Cable type _____

Cable section (mm²) _____

Cable diameter (mm) _____

Cable weight (kg/m) _____

Always winded cable (m) _____

Always unwinded cable (m) _____

Total cable on the reel (m) _____

Fixed point cable (m) _____

Slip ring collector

Supplied with slip ring collector Yes No

If Yes, fill in the slip ring collector specifications below

Number of rings _____ Ampere (A) _____

Number of rings _____ Ampere (A) _____

Number of rings _____ Ampere (A) _____

Number of rings _____ Ampere (A) _____

Number of rings _____ Ampere (A) _____

Number of rings _____ Ampere (A) _____