

SPA

Pendant control station



Pendant station for auxiliary control, sturdy and reliable, designed for heavy industry. Modular enclosure with actuators arranged on a double row to pair opposite functions and keep size compact.

FEATURES

- Modular enclosure with actuators arranged on a double row to enable grouping of a large number of functions in a single unit.
- Rectangular pushbuttons in thermoplastic material featuring sticky customizable labels.
- The emergency stop mushroom pushbutton complies with standard ISO 13850.
- Mechanical life of switches: 1 million operations.
- IP protection degree: SPA is classified IP 65.
- Extreme temperature resistance: -25°C to +70°C.
- All materials and components used are wear resistant and guarantee protection of the unit against water and dust.

OPTIONS

- Available in configurations with 2 to 28 actuators, arranged on a double row.
- One or two speed switches with NO or NC contacts and with LEDs (voltage 24 Vac/dc) and lamp (voltage 110 Vac/dc).
- Double switches with mechanical interlock to prevent simultaneous operation of opposite functions.
- Wide range of actuators: pushbuttons, selector switches and key-selector switches, pilot lights, impulse or latched mushroom pushbuttons with rotation release.
- Available on request with a **high resolution color graphic display**, suitable for displaying measurements and information about the system where the control station is installed (configuration to be customized).

CERTIFICATIONS

- CE marking.

Fill in the "request form" for accurate product configuration.

CERTIFICATIONS

Conformity to Community Directives	2014/35/UE Low Voltage Directive
	2006/42/CE Machinery Directive
Conformity to CE Standards	EN 60204-1 Safety of machinery - Electrical equipment of machines
	EN 60947-1 Low-voltage switchgear and controlgear
	EN 60947-5-1 Low-voltage switchgear and controlgear - Control circuit devices and switching elements - Electromechanical control circuit devices
	EN 60529 Degrees of protection provided by enclosures
Markings and homologations	ISO 13850 Safety of machinery - Emergency stop - Principles for design
	CE

GENERAL TECHNICAL SPECIFICATIONS

Ambient temperature	Storage -40°C/+70°C
	Operational -25°C/+70°C
IP protection degree	IP 65
Insulation category	Class II
Cable entry	Rubber cable sleeve (Ø 14÷26 mm)
Operating positions	Any position



TECHNICAL SPECIFICATIONS OF THE SWITCHES

Code	PRSL0071XX	PRSL0072XX	PRSL0073XX	PRSL0074XX
Switch	Utilisation category	AC 15	-	AC 15
	Rated operational current	1.9 A	-	1.9 A
	Rated operational voltage	380 Vac	-	380 Vac
	Rated thermal current	10 A	-	10 A
	Rated insulation voltage	500 Vac	-	500 Vac
	Mechanical life	1x10 ⁶ operations	-	1x10 ⁶ operations
Lamp holder	Maximum voltage	125 V	125 V	125 V
	Maximum power	2.6 W	2.6 W	2.6 W
Lamp type	bulb or LED (on request) with bayonet coupling	bulb or LED (on request) with bayonet coupling	bulb or LED (on request) with bayonet coupling	-
Connections	Screw-type terminals			
Wires	1x2.5 mm ² , 2x1.5 mm ² (UL - (c)UL: use 60°C or 75°C copper (CU) conductor and wire 16-18 AWG)			
Tightening torque	0.8 Nm			
Switch type	1 speed switch + lamp holder	lamp holder + lamp holder	1 speed switch + lamp holder	1 speed switch + 1 speed switch
Contacts	2NC+2NO lamp holder	lamp holder lamp holder	1NC+1NO lamp holder	1NC+1NO 1NC+1NO
Scheme				
Markings and homologations	CE cULus			

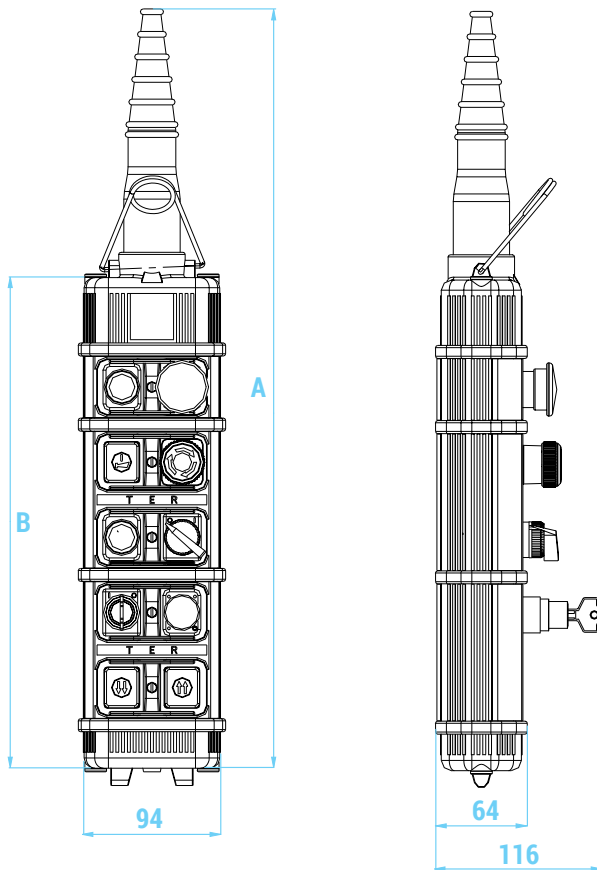
Code	PRSL0075XX	PRSL0076XX	PRSL0077XX
Switch			
Utilisation category	AC 15	AC 15	AC 15
Rated operational current	1.9 A	1.9 A	1.9 A
Rated operational voltage	380 Vac	380 Vac	380 Vac
Rated thermal current	10 A	10 A	10 A
Rated insulation voltage	500 Vac	500 Vac	500 Vac
Mechanical life	1x10 ⁶ operations	1x10 ⁶ operations	1x10 ⁶ operations
Lamp holder			
Maximum voltage		-	
Maximum power		-	
Lamp type		-	
Connections	Screw-type terminals		
Wires	1x2.5 mm ² , 2x1.5 mm ² (UL - (c)UL: use 60°C or 75°C copper (CU) conductor and wire 16-18 AWG)		
Tightening torque	0.8 Nm		
Switch type	2 speed switch + 2 speed switch	1 speed switch + 1 speed switch	1 speed switch + 1 speed switch
Contacts	1NC+1NO+1NO 1NC+1NO+1NO	1NC+1NO 2NC+2NO	2NC+2NO 2NC+2NO
Scheme			
Markings and homologations	CE cULus		

Code	PRSL0087XX	PRSL0089XX	PRSL0090XX
Switch			
Utilisation category	AC 15	AC 15	AC 15
Rated operational current	1.9 A	1.9 A	1.9 A
Rated operational voltage	380 Vac	380 Vac	380 Vac
Rated thermal current	10 A	10 A	10 A
Rated insulation voltage	500 Vac	500 Vac	500 Vac
Mechanical life	1x10 ⁶ operations	1x10 ⁶ operations	1x10 ⁶ operations
Lamp holder			
Maximum voltage	-	125 V	-
Maximum power	-	2.6 W	-
Lamp type	-	bulb or LED (on request) with bayonet coupling	-
Connections	Screw-type terminals		
Wires	1x2.5 mm ² , 2x1.5 mm ² (UL - (c)UL: use 60°C or 75°C copper (CU) conductor and wire 16-18 AWG)		
Tightening torque	0.8 Nm		
Switch type	2 speed switch + 1 speed switch	2 speed switch+ lamp holder	1 speed switch + 2 speed switch
Contacts	1NC+1NO+1NO 1NC+1NO	1NC+1NO+1NO lamp holder	2NC+2NO 1NC+1NO+1NO
Scheme			
Markings and homologations	CE cULus	CE	CE

TECHNICAL SPECIFICATIONS OF THE LEDS / BULBS

Code	PRSL3502PI	SL000010
Type	LED	Bulb with bayonet coupling
Rated operational voltage	24 V ac/dc	110 Vac/dc
Rated current consumption	20 mA	20 mA
Scheme		
Markings and homologations	CE	CE

OVERALL DIMENSIONS (mm)



No. of actuators	Dimensions (mm)		Weight (kg)
	A	B	
2	318	132	0,520
4	370	184	0,700
6	422	236	0,880
8	474	288	1,040
10	526	340	1,220
12	578	392	1,380
14	630	444	1,550
16	682	496	1,710
18	734	548	1,890
20	786	600	2,050
22	838	652	2,210
24	890	704	2,370
26	942	756	2,530
28	994	808	2,690

SPA-ADV



Advanced version of the SPA pendant control station, with integrated data acquisition system.

It features a **high resolution color graphic display**, suitable for displaying measurements and information about the system where the control station is installed.

It can condition and amplify signals from many transducers, whose data are then processed and made available as a digital or analogue protocol, at the same time as being displayed on the LCD.

It also features an overload monitoring function with 2 programmable set-points for each of the 2 relay contacts and it is equipped with an extremely stable transducer excitation generator to provide precise bias to Wheatstone bridges and PT100 transducers.

The acquisition unit is also provided with 2 analog channels for measuring the same number of transducers, configurable and with calibration and linearization capabilities up to 10 segments.

It is specially designed for reading load cells, strain gauges, pressure transducers, PT100, PT500, potentiometric displacement transducers, conditional LVDT.

SPA-ADV - ELECTRICAL SPECIFICATIONS

Supply voltage	24 V \pm 20%
Max. current	100 mA @ 24 V
Input analog range	3.2 mV...5 V differential
	100 mV...10 V single terminal
Vexc. range	1 V...10 V
ADC resolution	10000 div.
Measuring accuracy	\pm 0.25%
Calibration	Up to 10 segments
Analog output	12 bit current
Digital output	RS-485
	CAN
Overload threshold relay	5 A, 24 / 125 / 230 Vac

STANDARD CONTROL STATIONS

Standard control stations are equipped with cable sleeve, hook and mechanical interlock between opposite function pushbuttons.

2 actuators

PF02L020007				PF02L020039			
Switch scheme	Switches	Actuators		Switch scheme	Switches	Actuators	
	PRSL0074XX 1NO+1NC/1NO+1NC 1 speed	Pushbutton	Pushbutton		PRSL0075XX 1NO+1NC/1NO+1NC 2 speeds	Pushbutton	Pushbutton

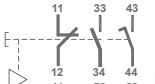


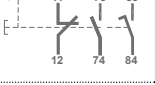


4 actuators

PF02L040185				PF02L040241			
Switch scheme	Switches	Actuators		Switch scheme	Switches	Actuators	
	PRSL0074XX 1NO+1NC/1NO+1NC 1 speed	Blanking plug	Latched mushroom pushbutton		PRSL0074XX 1NO+1NC/1NO+1NC 1 speed	Pushbutton 	Latched mushroom pushbutton
	PRSL0074XX 1NO+1NC/1NO+1NC 1 speed	Pushbutton	Pushbutton		PRSL0074XX 1NO+1NC/1NO+1NC 1 speed	Pushbutton	Pushbutton

PF02L040186				PF02L040240			
Switch scheme	Switches	Actuators		Switch scheme	Switches	Actuators	
	PRSL0074XX 1NO+1NC/1NO+1NC 1 speed	-	Latched mushroom pushbutton		PRSL0074XX 1NO+1NC/1NO+1NC 1 speed	Pushbutton 	Latched mushroom pushbutton
	PRSL0075XX 1NO+1NC/1NO+1NC 2 speeds	Pushbutton	Pushbutton		PRSL0075XX 1NO+1NC/1NO+1NC 2 speeds	Pushbutton	Pushbutton

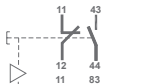
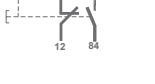





PF02L040242				PF02L040063			
Switch scheme	Switches	Actuators		Switch scheme	Switches	Actuators	
	PRSL0075XX 1NO+1NC/1NO+1NC 2 speeds	Pushbutton	Pushbutton		PRSL0074XX 1NO+1NC/1NO+1NC 1 speed	Pushbutton	Pushbutton
	PRSL0074XX 1NO+1NC/1NO+1NC 1 speed	Pushbutton	Pushbutton		PRSL0074XX 1NO+1NC/1NO+1NC 1 speed	Pushbutton	Pushbutton

PF02L040243

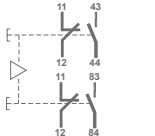
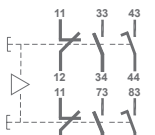





Switch scheme	Switches	Actuators	
	PRSL0075XX 1NO+1NC/1NO+1NC 2 speeds	Pushbutton 	Pushbutton 
	PRSL0075XX 1NO+1NC/1NO+1NC 2 speeds	Pushbutton 	Pushbutton 

6 actuators

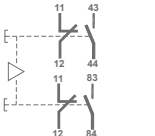
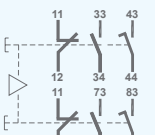


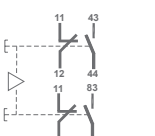


PF02L060455

Switch scheme	Switches	Actuators	
	PRSL0074XX 1NO+1NC/1NO+1NC 1 speed	Blanking plug	Latched mushroom pushbutton
	PRSL0074XX 1NO+1NC/1NO+1NC 1 speed	Pushbutton 	Pushbutton 
	PRSL0074XX 1NO+1NC/1NO+1NC 1 speed	Pushbutton 	Pushbutton 

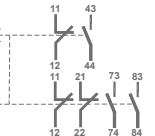

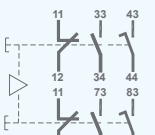


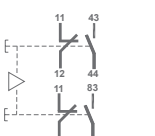


PF02L060401

Switch scheme	Switches	Actuators	
	PRSL0074XX 1NO+1NC/1NO+1NC 1 speed	Blanking plug	Latched mushroom pushbutton
	PRSL0075XX 1NO+1NC/1NO+1NC 2 speeds	Pushbutton 	Pushbutton 
	PRSL0075XX 1NO+1NC/1NO+1NC 2 speeds	Pushbutton 	Pushbutton 

PF02L060456

Switch scheme	Switches	Actuators	
	PRSL0074XX 1NO+1NC/1NO+1NC 1 speed	Blanking plug	Latched mushroom pushbutton
	PRSL0075XX 1NO+1NC/1NO+1NC 2 speeds	Pushbutton 	Pushbutton 
	PRSL0074XX 1NO+1NC/1NO+1NC 1 speed	Pushbutton 	Pushbutton 

PF02L060439

Switch scheme	Switches	Actuators	
	PRSL0076XX 1NO+1NC/2NO+2NC 1 speed	Pushbutton  GREEN	Latched mushroom pushbutton
	PRSL0075XX 1NO+1NC/1NO+1NC 2 speeds	Pushbutton 	Pushbutton 
	PRSL0074XX 1NO+1NC/1NO+1NC 1 speed	Pushbutton 	Pushbutton 

PF02L060355

Switch scheme	Switches	Actuators	
	PRSL0076XX 1NO+1NC/2NO+2NC 1 speed	Pushbutton 	Latched mushroom pushbutton
	PRSL0074XX 1NO+1NC/1NO+1NC 1 speed	Pushbutton 	Pushbutton
	PRSL0074XX 1NO+1NC/1NO+1NC 1 speed	Pushbutton 	Pushbutton

PF02L060356

Switch scheme	Switches	Actuators	
	PRSL0076XX 1NO+1NC/2NO+2NC 1 speed	Pushbutton 	Latched mushroom pushbutton
	PRSL0075XX 1NO+1NC/1NO+1NC 2 speeds	Pushbutton 	Pushbutton
	PRSL0075XX 1NO+1NC/1NO+1NC 2 speeds	Pushbutton 	Pushbutton

8 actuators

PF02L080237

Switch scheme	Switches	Actuators	
	PRSL0076XX 1NO+1NC/2NO+2NC 1 speed	Pushbutton 	Latched mushroom pushbutton
	PRSL0074XX 1NO+1NC/1NO+1NC 1 speed	Pushbutton 	Pushbutton
	PRSL0074XX 1NO+1NC/1NO+1NC 1 speed	Pushbutton 	Pushbutton
	PRSL0074XX 1NO+1NC/1NO+1NC 1 speed	Pushbutton 	Pushbutton

PF02L080440

Switch scheme	Switches	Actuators	
	PRSL0076XX 1NO+1NC/2NO+2NC 1 speed	Pushbutton 	Latched mushroom pushbutton
	PRSL0075XX 1NO+1NC/1NO+1NC 2 speeds	Pushbutton 	Pushbutton
	PRSL0075XX 1NO+1NC/1NO+1NC 2 speeds	Pushbutton 	Pushbutton
	PRSL0075XX 1NO+1NC/1NO+1NC 2 speeds	Pushbutton 	Pushbutton

PF02L080702

Switch scheme	Switches	Actuators	
	PRSL0076XX 1NO+1NC/2NO+2NC 1 speed	Pushbutton 	Latched mushroom pushbutton
	PRSL0075XX 1NO+1NC/1NO+1NC 2 speeds	Pushbutton 	Pushbutton
	PRSL0074XX 1NO+1NC/1NO+1NC 1 speed	Pushbutton 	Pushbutton
	PRSL0074XX 1NO+1NC/1NO+1NC 1 speed	Pushbutton 	Pushbutton

PF02L080703

Switch scheme	Switches	Actuators	
	PRSL0076XX 1NO+1NC/2NO+2NC 1 speed	Pushbutton 	Latched mushroom pushbutton
	PRSL0075XX 1NO+1NC/1NO+1NC 2 speeds	Pushbutton 	Pushbutton
	PRSL0075XX 1NO+1NC/1NO+1NC 2 speeds	Pushbutton 	Pushbutton
	PRSL0074XX 1NO+1NC/1NO+1NC 1 speed	Pushbutton 	Pushbutton

10 actuators

PF02L100324			
Switch scheme	Switches	Actuators	
	PRSL0076XX 1NO+1NC/2NO+2NC 1 speed	Pushbutton 	Latched mushroom pushbutton
	PRSL0074XX 1NO+1NC/1NO+1NC 1 speed	Pushbutton 	Pushbutton
	PRSL0074XX 1NO+1NC/1NO+1NC 1 speed	Pushbutton 	Pushbutton
	PRSL0074XX 1NO+1NC/1NO+1NC 1 speed	Pushbutton 	Pushbutton

PF02L100308			
Switch scheme	Switches	Actuators	
	PRSL0076XX 1NO+1NC/2NO+2NC 1 speed	Pushbutton 	Latched mushroom pushbutton
	PRSL0074XX 1NO+1NC/1NO+1NC 1 speed	Pushbutton 	Pushbutton
	PRSL0074XX 1NO+1NC/1NO+1NC 1 speed	Pushbutton 	Pushbutton
	PRSL0074XX 1NO+1NC/1NO+1NC 1 speed	Pushbutton 	Pushbutton
	PRSL0074XX 1NO+1NC/1NO+1NC 1 speed	Pushbutton 	Pushbutton

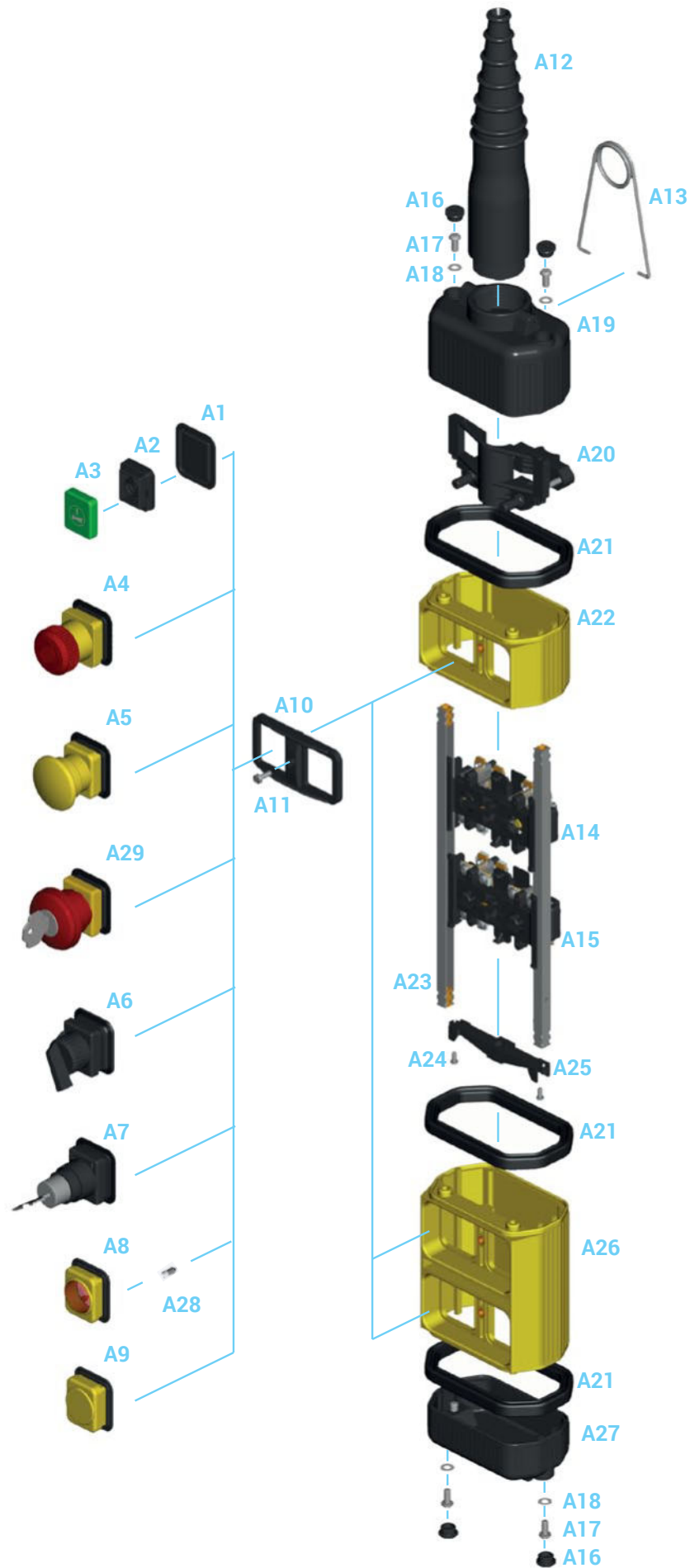
PF02L101187			
Switch scheme	Switches	Actuators	
	PRSL0074XX 1NO+1NC/1NO+1NC 1 speed	Pushbutton 	Pushbutton
	PRSL0074XX 1NO+1NC/1NO+1NC 1 speed	Pushbutton 	Latched mushroom pushbutton
	PRSL0074XX 1NO+1NC/1NO+1NC 1 speed	Pushbutton 	Pushbutton
	PRSL0074XX 1NO+1NC/1NO+1NC 1 speed	Pushbutton 	Pushbutton
	PRSL0074XX 1NO+1NC/1NO+1NC 1 speed	Pushbutton 	Pushbutton

12 actuators

PF02L120306			
Switch scheme	Switches	Actuators	
	PRSL0076XX 1NO+1NC/2NO+2NC 1 speed	Pushbutton 	Latched mushroom pushbutton
	PRSL0074XX 1NO+1NC/1NO+1NC 1 speed	Pushbutton 	Pushbutton
	PRSL0074XX 1NO+1NC/1NO+1NC 1 speed	Pushbutton 	Pushbutton
	PRSL0074XX 1NO+1NC/1NO+1NC 1 speed	Pushbutton 	Pushbutton
	PRSL0074XX 1NO+1NC/1NO+1NC 1 speed	Pushbutton 	Pushbutton
	PRSL0074XX 1NO+1NC/1NO+1NC 1 speed	Pushbutton 	Pushbutton

PF02L121167			
Switch scheme	Switches	Actuators	
	PRSL0074XX 1NO+1NC/1NO+1NC 1 speed	Pushbutton 	Pushbutton
	PRSL0074XX 1NO+1NC/1NO+1NC 1 speed	Pushbutton 	Latched mushroom pushbutton
	PRSL0074XX 1NO+1NC/1NO+1NC 1 speed	Pushbutton 	Pushbutton
	PRSL0074XX 1NO+1NC/1NO+1NC 1 speed	Pushbutton 	Pushbutton
	PRSL0074XX 1NO+1NC/1NO+1NC 1 speed	Pushbutton 	Pushbutton
	PRSL0074XX 1NO+1NC/1NO+1NC 1 speed	Pushbutton 	Pushbutton

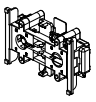
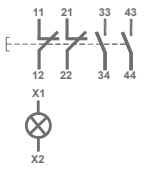
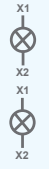
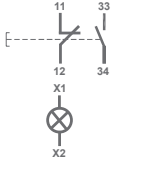
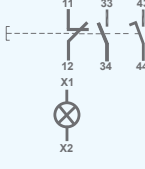
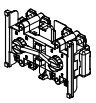
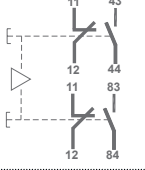
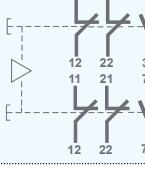
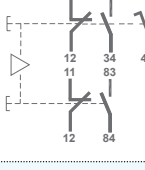
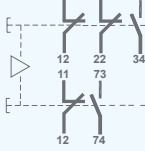
ASSEMBLY DRAWING






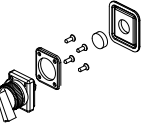
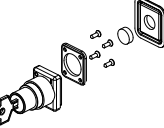
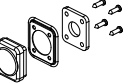
Refer to the following tables for descriptions of components: "Switches", "Actuators", "Pilot lights", "Mushroom pushbuttons" and "Accessories".

COMPONENTS

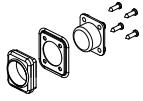
Switches

Ref.	Drawing	Description	Scheme	Code
A14		1 speed switch with 2NC+2NO contacts + lamp holder with bayonet coupling (without bulb)		PRSL0071XX
		2 lamp holders with bayonet coupling (without bulb)		PRSL0072XX
		1 speed switch with 1NC+1NO contacts + lamp holder with bayonet coupling (without bulb)		PRSL0073XX
		2 speed switch with 1NC+1NO+1NO contacts + lamp holder with bayonet coupling (without bulb)		PRSL0089XX
A15		1 speed switch with 1NC+1NO contacts + 1 speed switch with 1NC+1NO contacts		PRSL0074XX
		2 speed switch with 1NC+1NO+1NO contacts + 2 speed switch with 1NC+1NO+1NO contacts		PRSL0075XX
		1 speed switch with 1NC+1NO contacts + 1 speed switch with 2NC+2NO contacts		PRSL0076XX
		1 speed switch with 2NC+2NO contacts + 1 speed switch with 2NC+2NO contacts		PRSL0077XX
		2 speed switch with 1NC+1NO+1NO contacts + 1 speed switch with 1NC+1NO contacts + mechanical interlock		PRSL0087XX
		1 speed switch with 2NC+2NO contacts + 2 speed switch with 1NC+1NO+1NO contacts		PRSL0090XX

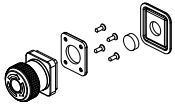
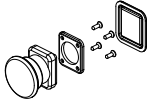
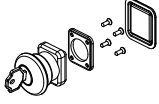
Actuators

Ref.	Drawing	Description	Code
A1		Rubber for button	PRGU6031PE
A2		Button holder	PRSL9284PI
A3		Button with label (Pushbuttons moulded in two colours to guarantee clear reading and wear resistance are available only on request.)	TL_----- See button tables
A6		Selector switch 0/1 maintained positions	PRSL3540PI
		Selector switch 0/1/1+2 maintained positions	PRSL3543PI
A7		Key selector switch 0/1 maintained positions, pull-out position 1	PRSL3539PI
A9		Blanking plug	PRSL5557PI



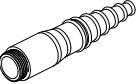


Pilot lights

Ref.	Drawing	Colour	Code
A8		Blue	PRSL3532PI
		Red	PRSL3534PI
		Green	PRSL3535PI
		Yellow	PRSL3542PI

Mushroom pushbuttons

Ref.	Drawing	Description	Code
A4		Latched mushroom pushbutton for emergency stop	PRSL3500PI
A5		Impulse mushroom pushbutton	PRSL3531PI
A29		Key mushroom pushbutton (red)	SL000132

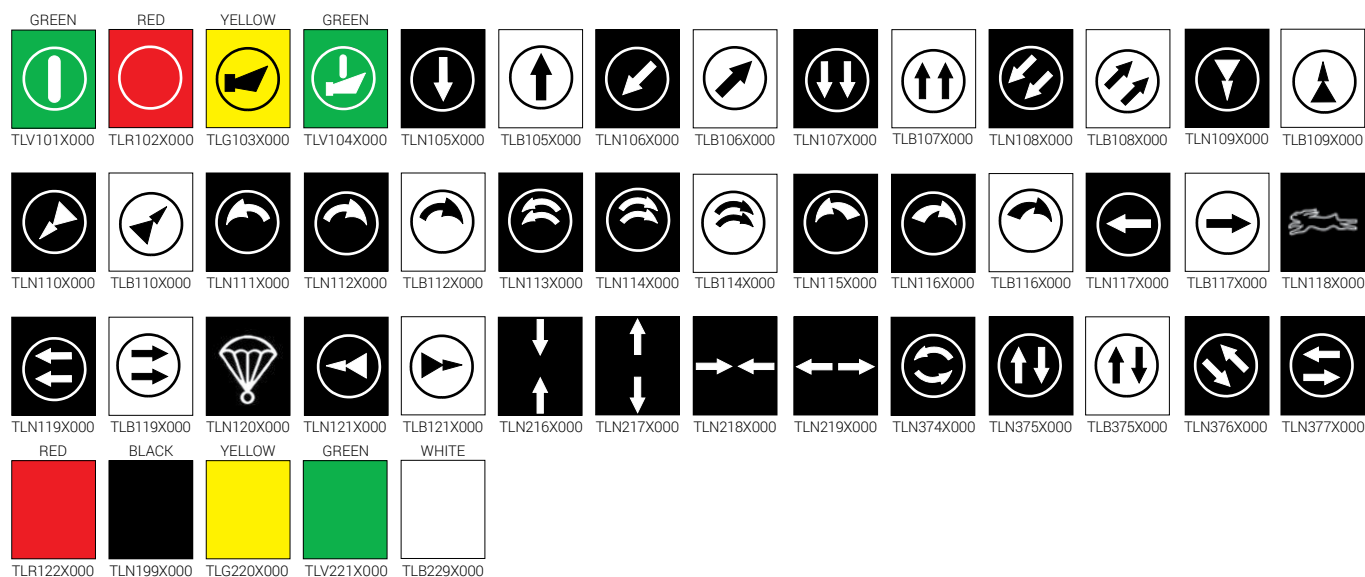
Accessories

Ref.	Drawing	Description	Code
A10		Frame with 2 holes	PRSL5535PI
		Frame with 1 hole	PRSL5537PI
		Frame without holes	PRSL5538PI
A11		Screw for frame	PRVI6027PE
A12		Cable sleeve	PRSL0145PE
A13		Hook	PRGA0012PE
A16		Plug for cover	PRSL8610PI


Accessories

Ref.	Drawing	Description	Code
A17		Locking screw for cover	PRVI1020PE
A18		Washer	PRRN1061PE
A19		Upper cover	PRSL5525PI
A20		Cable clamp with screws	PRSL3545PI
A21		Tightening rubber	PRGU6021PE
A22		Single section	PRSL5016AU
A23		Rod for SPA 2 buttons	PRTR0071PE
		Rod for SPA 4 buttons	PRTR0076PE
		Rod for SPA 6 buttons	PRTR0081PE
		Rod for SPA 8 buttons	PRTR0086PE
		Rod for SPA 10 buttons	PRTR0091PE
		Rod for SPA 12 buttons	PRTR0096PE
		Rod for SPA 14 buttons	PRTR0101PE
		Rod for SPA 16 buttons	PRTR0106PE
		Rod for SPA 18 buttons	PRTR0111PE
		Rod for SPA 20 buttons	PRTR0116PE
Rod for SPA 22 buttons	PRTR0117PE		
Rod for SPA 24 buttons	PRTR0118PE		
Rod for SPA 26 buttons	PRTR0119PE		
Rod for SPA 28 buttons	PRTR0120PE		
A24		Screw	PRVI0005PE
A25		Switch holder with screw	PRSL3558PI
A26		Double section	PRSL5017AU
A27		Lower cover	PRSL5530PI
A28		LED 24 Vac/dc	PRSL3502PI
		Bulb 110 Vac/dc with bayonet coupling	SL000010


Standard buttons - Symbols




Standard buttons - English




Standard buttons - German



Standard buttons - French



Standard buttons - Italian



Standard buttons - Spanish

